

Методическая разработка дистанционного урока - 2021

подготовил: учитель английского языка
ГБОУ СОШ №4 п.г.т. Безенчук
Бодрова Ольга Юрьевна



zoom





Home Courses Skills Grammar Vocabulary Exams UK now Study break Magazine

Read UK

- Speaking
- Listening
- Reading
- Writing

COP26 will take place in November. Find out what will happen and how young people can get involved.



Tour of London

Take a tour of London by listening to this tour guide and do the exercises to improve your listening skills.

▶ Instructions

▶ Preparation



▶ 0:00 / 2:43





Check your understanding: reordering

Do this exercise while you listen.

Tour of London

Put these places in the order that the tour bus will visit them.

Buckingham Palace



Houses of Parliament



Tower of London



Madame Tussauds, Museum



Oxford Street



Tower Bridge



Big Ben



London Eye



Finish

Try again

Feedback



Total score is 1 out of 8 (13%)

London Eye



Houses of Parliament



Big Ben



Oxford Street



Tower Bridge



Madame Tussauds, Museum



Buckingham Palace



Tower of London



Show answers

Show feedback

Try again



Student's Book

Virginia Evans
Jenny Dooley
Olga Podolyako
Julia Vaulina

6

Express Publishing

PROSVESHCHENIYE
PUBLISHERS

CULTURE CORNER

2d

Reading

- a) Look at the pictures and the headings. Where is each street?

b) Where can you find: *outdoor cafés*? *Jots of shops*? *film museums*? *banks*?
Read, listen and check.
- a) Read again. For questions 1-4, choose the correct answer (A, B or C).

 - Many of the shops on Oxford Street are very old.
A right B wrong C doesn't say
 - You can see famous actors outside Mann's Chinese Theatre in Los Angeles.
A right B wrong C doesn't say
 - Wall Street is a narrow street.
A right B wrong C doesn't say

Study skills

Extending your study

When you come across an interesting fact, research it further on the Internet. Keep your own file of interesting web pages. This helps you improve your English.

- b) Which place would these people find interesting? Why?
- David is an economist.
 - Stella enjoys shopping.
 - Peter loves the movies.
 - Claire likes fashionable clothes.
- c) Write the names of the streets in the text using abbreviations.

Note

St: street	Rd: road
Blvd: Boulevard	Pl: place
Ave: Avenue	Ln: lane

Famous Streets

OXFORD STREET, London, England

Oxford Street in the heart of London is the most famous shopping street in the world. Debenhams, D H Evans, John Lewis and Selfridges all have large stores on Oxford Street.



HOLLYWOOD BOULEVARD Los Angeles, USA

Hollywood Boulevard is in Los Angeles. There are many cafés, restaurants and film museums. There are also the Guinness World Records Museum and Mann's Chinese Theatre. On the pavement outside Mann's there are handprints and footprints of famous actors.



WALL STREET New York, USA

New York's Wall Street in the centre of Manhattan is a symbol of money and power. It is a short and narrow street. It is where most of the city's banks are.



Project (a tourist guide)

- Portfolio: Write a tourist guide section of about 80 words about a famous street in your city. Write about:

- its location (centre, south, north, ...)
- what you can find there (shops, cafés, ...)
- what you can do there (relax, walk, ...)

Decorate your tourist guide with photographs.

Famous Streets

OXFORD STREET, London, England

Oxford Street in the heart of London is the most famous shopping street in the world. Debenhams, D H Evans, John Lewis and Selfridges all have large stores on Oxford Street.



HOLLYWOOD BOULEVARD Los Angeles, USA

Hollywood Boulevard is in Los Angeles. There are many cafés, restaurants and film museums. There are also the Guinness World Records Museum and Mann's Chinese Theatre. On the pavement outside Mann's there are handprints and footprints of famous actors.



WALL STREET New York, USA

New York's Wall Street in the centre of Manhattan is a symbol of money and power. It is a short and narrow street. It is where most of the city's banks are.



IS
THERE

ARE





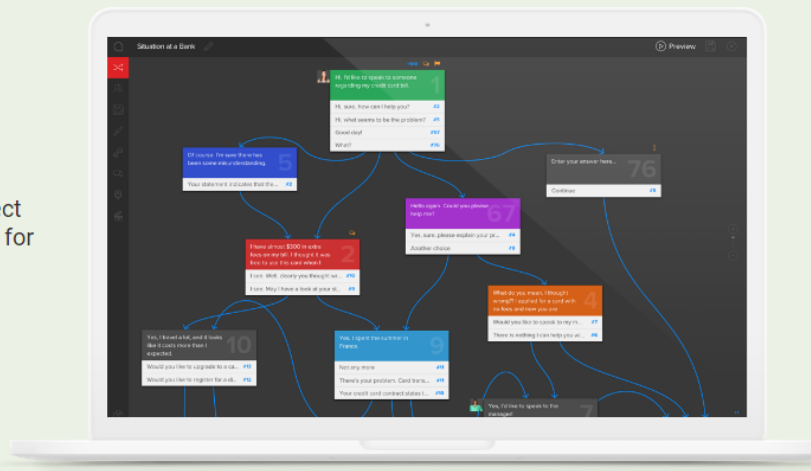
[Features](#) [Samples](#) [Pricing](#) [Help & Community](#) [Sign up](#)

[Sign in](#)


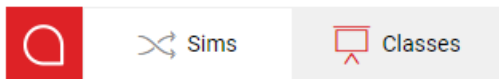
Turning heads, not pages

Engage your audience with digital scenarios and collect actionable data using our world's first online platform for digital sims.

[I want a demo now](#)



Создание класса



New Class






Name your class






Choose an icon and a background

 or specify a custom background color


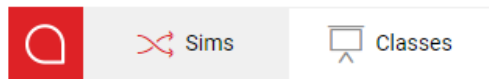
Class privacy

-  **Public on the web**
Anyone on the internet with a link to this class will be able to join. No authorization required.
-  **Passcode protected**
Only people with a passcode will be able to join your class. We'll generate passcode for your class.
-  **Invite only**
Only people you invite via email will be able to join your class. You'll be able to invite them after the setup.


Optional settings

-  **Add facilitators**
Facilitator is a person that will be able to manage learning process in this class. email required.
-  **Enable teams & tables**
Your learners will have to choose their table / team when joining the class.
-  **Lock/Unlock sims**
All sims in the class will be locked by default. You (or facilitator) will be able to unlock them when needed.

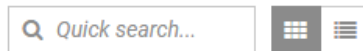
Создание диалога






Nice job. Keep it up.



 No more room for new sims.
Need more? Please contact support@branchtrack.com

 SORT  FILTER (1)



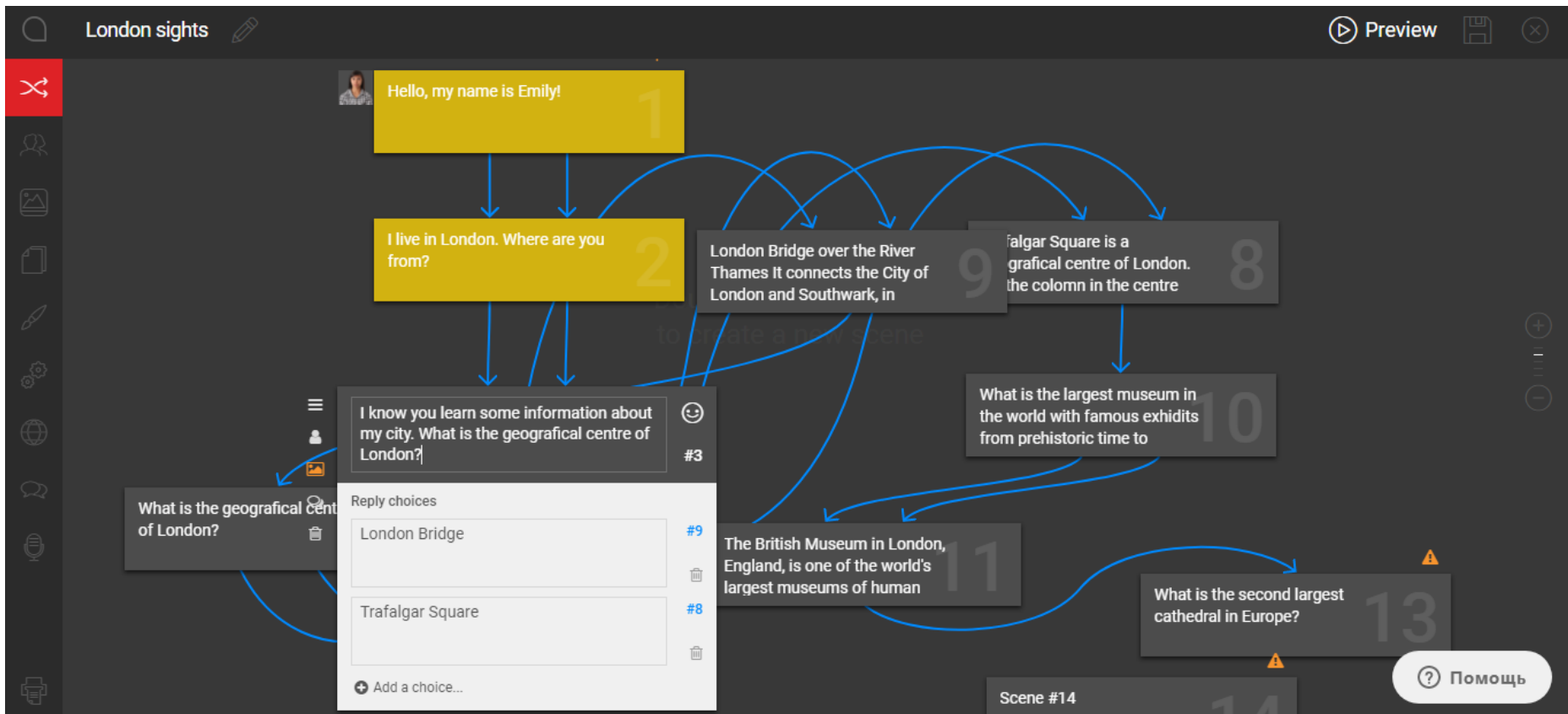
London sights  1
Updated 1 week ago
LIVE

  ...



No more room for new sims.
Need more? Please contact
support@branchtrack.com

Создание диалога



Итоговый вариант

The screenshot displays a language learning application interface. At the top, there are three icons: a monitor, a smartphone, and a tablet. In the top right corner, there are three navigation icons: a refresh symbol, a back arrow, and a close 'X' symbol. The main content area features a conversation between two characters. The first character, a woman with dark hair, asks: "I live in London. Where are you from?". A response bubble from the second character says: "1 I'm from Russia". The first character then asks: "I know you learn some information about my city. What is the geographical centre of London?". Below this question, there are two answer options: "1 London Bridge" and "2 Trafalgar Square". The background of the interface is a photograph of a woman in a plaid shirt standing in front of a cityscape at dusk, with the National Monument in London visible. At the bottom of the screen, there is a "Normal" difficulty indicator with a smiley face icon and a "Помощь" (Help) button with a question mark icon.

I live in London. Where are you from?

Normal 😊

1 I'm from Russia

I know you learn some information about my city. What is the geographical centre of London?

Normal 😊

1 London Bridge

2 Trafalgar Square

Normal 😊

Помощь ?

